

# MODEL 330A

Automatic Patty Forming Machine



Height: 25"

Depth: 30"

Width: 28"

Volts: 115 standard/220 available

Motor: 1/2 H.P.

Amps: 13

Weight: 190 lbs

Cycle: 60 standard/50 available

Production: 1800-2100 per hour

Mold Plate: up to 3/4" thickness in any shape

## FEATURES AND FACTS OF THE MODEL 330A:

- Stacks patties perfectly
- Counter top ready
- Simple design for disassembly for cleaning
- Molding capabilities same as larger units
- Automatically interleaves paper between patties
- No need to stop machine to reload paper or product
- Stainless steel cabinetry
- Drive mechanism engineered for increased durability
- Volume and pressure controlled simply with the location of a single ring pin
- 1 year parts warranty

### QUICK MOLD PLATE CHANGES

The convenient attachment of the connecting arm allows for quick and easy mold plate and spacer plate changes.

### HEAVY DUTY CONSTRUCTION

The Model 330A has a durable cast feeder, a solid steel plate frame construction, and a no. 60 heavy duty rated roller chain.

## MOLD PLATE SHAPES

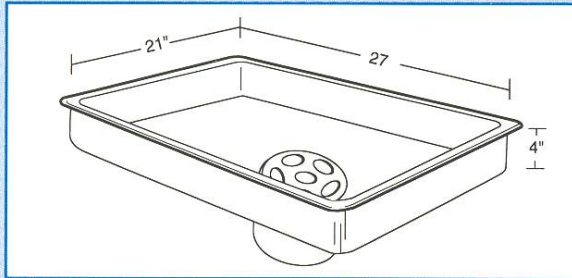
- Virtually any shape can be molded: square, round, oval, chop, homestyle, even meatballs
- Varied thicknesses up to 1-1/2"
- Capable of molding from a fraction of an ounce to 8 ounces

# MODEL 330A

Automatic Patty Forming Machine

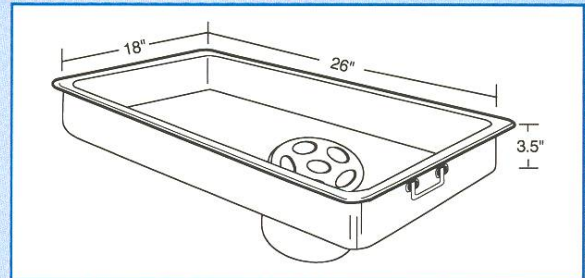


## FEED CONTAINERS FOR THE MODEL 330A



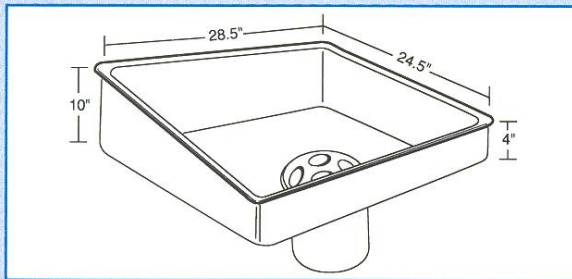
**Low Profile Stainless Steel Feed Tray**

- 60 lb capacity
- Heavy gauge stainless steel
- 1 piece body



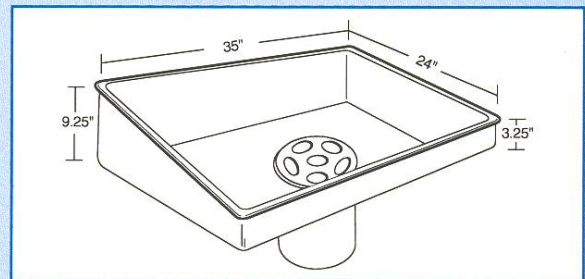
**Stainless Feed Pan**

- 40 lb capacity
- Stainless steel and aluminum construction
- Easy access from all side



**Plastic Coved Feed Tray**

- 75 lb capacity
- Hi-density polyethylene, F.D.A. approved
- Coved for easy cleaning
- Heavy wall construction



**Stainless Steel Coved Feed Tray**

- 125 lb capacity
- Heavy gauge stainless steel
- 1 piece body construction
- Coved for easy cleaning

## ROUND MOLD PLATE SIZES

Thickness	16 @ 1oz	15 @ 1.07	14 @ 1.14oz	13 @ 1.23oz	12 @ 1.33oz	11 @ 1.46oz	10 @ 1.60oz	9 @ 1.78oz
3/16"	3-11/32		3-9/16		3-7/8		4-1/4	4-1/2
1/4"	2-7/8		3-3/32		3-11/32		3-5/8	3-13/16
5/16"	2-19/32		2-27/32		3-1/32		3-11/32	3-1/2
3/8"	2-5/16		2-17/32		2-11/16		2-15/16	3-5/32
1/2"	2-3/32		2-9/32		2-15/32		2-11/16	2-13/16
5/8"	1-7/8		2-1/16		2-3/16		2-7/16	2-9/16
3/4"	1-11/16		1-29/32		2		2-3/16	2-9/32
Thickness	8 @ 2oz	7 @ 2.29oz	6 @ 2.67oz	5 @ 3.2oz	4 @ 4oz	3 @ 5oz	3 @ 5.33oz	2 @ 8oz
3/16"	4-3/4							
1/4"	4-1/16	4-3/8	4-23/32		5-3/4			
5/16"	3-11/16	3-31/32	4-5/16	4-23/32	5-1/4			
3/8"	3-5/16	3-9/16	3-13/16	4-3/16	4-23/32			
1/2"	3	3-3/16	3-7/16	3-25/32	4-1/4	4-3/4	4-29/32	
5/8"	2-11/16	2-7/8	3-5/32	3-7/16	3-13/16	4-5/16	4-7/16	
3/4"	2-7/16	2-21/32	2-13/16	3-1/8	3-1/2	3-7/8	4-1/32	5